

Bock HG Compressors - R410A

Semi-hermetic Compressors for the Refrigerant R410A

° R410A compressor

The refrigerant R410A

Our solutions are customer-oriented and user-friendly, because they are low-priced, energy-efficient, long-lasting and tailored to your individual needs.

Based on our current semi-hermetic product range, with its outstanding advantages and features, as well as our longstanding activities and field applications for the transport sector, there is now a perfectly matched compressor series available for use with R410A for selected projects.

It is particularly suited for air-conditioning applications, heat pumps and industrial refrigeration systems.

Condensing pressures of up to 43 bar possible (= approx. 65°C condensing temperature).

Special features

As Bock compressors are of extremely high quality and robust, the coordination with R410A is limited primarily to the motor design together with the individual mechanism adjustments as well as small modifications in the valve and seal areas.

This permits the greatest possible level of operational safety through the extensive use of tried-and-trusted standard parts. In addition, there are the best possible conditions for economic spare part storage.


The refrigerant R410A

Besides R407C, R410A is also considered a long-term replacement refrigerant for R22. In addition, it is an alternative to R134a. It is almost azeotropic and behaves like a single component refrigerant – the temperature glide is very small.

However, compared to R22, R410A has a considerable higher pressure level. At 25 bar, it has a condensing temperature of 42°C, whereas R22 has a condensing temperature of 62°C. Therefore, the volumetric refrigeration capacity may be up to 50% higher than that of R22.

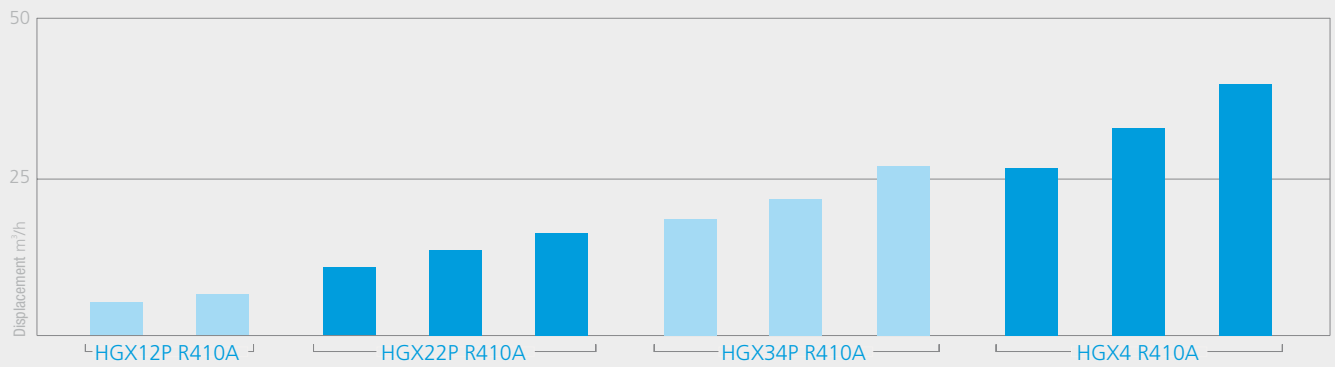
Suitable refrigeration oils are ester oils, such as Fuchs Reniso SE55.

- R410A (50% R32 and 50% R125)
- ODP = 0; GWP = 1725
- Non-toxic, non-combustible
- Low temperature glide
- High pressure level
- High volumetric refrigeration capacity



The current program

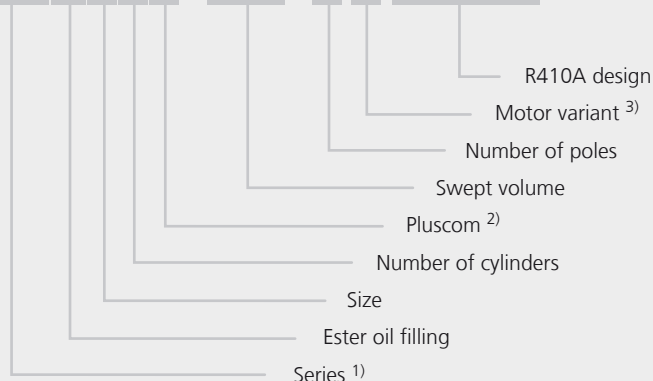
...4 model sizes with 11 capacity stages from 5,4 to 40,5 m³/h (50 Hz)



Available models	Displacement 50 Hz (1.450 rpm)
HGX12P/60-4 R410A HGX12P/60-4 S R410A	5,40 m ³ /h
HGX12P/75-4 R410A HGX12P/75-4 S R410A	6,70 m ³ /h
HGX22P/125-4 R410A HGX22P/125-4 S R410A	11,10 m ³ /h
HGX22P/160-4 S R410A	13,70 m ³ /h
HGX22P/190-4 R410A HGX22P/190-4 S R410A	16,50 m ³ /h
HGX34P/215-4 R410A HGX34P/215-4 S R410A	18,80 m ³ /h
HGX34P/255-4 S R410A	22,10 m ³ /h
HGX34P/315-4 S R410A	27,30 m ³ /h
HGX4/310-4 R410A HGX4/310-4 S R410A	27,10 m ³ /h
HGX4/385-4 S R410A	33,50 m ³ /h
HGX4/465-4 R410A HGX4/465-4 S R410A	40,50 m ³ /h

Type key - compressor for R410A


HGX34P / 215 - 4 S R410A




- ¹⁾ HG = Compressor Hermetic Gas-cooled (suction gas-cooled)
- ²⁾ = Additional declaration for Pluscom compressors
- ³⁾ S = More powerful motor e.g. air-conditioning applications

R410A		Performance data										50 Hz
Type	Cond. temp. °C	Cooling capacity \dot{Q}_0 [W]					Power consumption P_e [kW]					
		Evaporating temperature °C										
		12,5	10	7,5	5	0	-5	-10	-15	-20	-25	
HGX12P/60-4 R410A HGX12P/60-4 S R410A	30	Q	11033	10117	9258	8452	6995	5729	4640	3709	2921	2259
		P	1,56	1,66	1,73	1,78	1,83	1,81	1,74	1,64	1,51	1,37
	40	Q	9628	8813	8048	733	6042	4922	3959	3135	2434	1840
P		2,14	2,17	2,18	2,18	2,12	2,03	1,89	1,74	1,57	1,41	
50	Q	8165	7454	6790	6169	5053	4090	3262	2554	1950		
	P	2,61	2,58	2,55	2,50	2,37	2,20	2,02	1,84	1,65		
HGX12P/75-4 R410A HGX12P/75-4 S R410A	30	Q	13408	12330	11318	10368	8646	7146	5846	4727	3770	2953
		P	1,91	1,99	2,04	2,08	2,10	2,07	1,99	1,88	1,74	1,60
	40	Q	11667	10718	9827	8992	7479	6160	5016	4025	3168	2425
P		2,55	2,57	2,57	2,55	2,48	2,36	2,21	2,05	1,87	1,71	
50	Q	9885	9066	8299	7581	6283	5152	4168	3310	2560		
	P	3,11	3,07	3,02	2,96	2,81	2,62	2,42	2,21	2,01		
HGX22P/125-4 R410A HGX22P/125-4 S R410A	30	Q	21771	20015	18365	16816	14010	11564	9447	7630	6081	4769
		P	2,80	2,96	3,08	3,16	3,24	3,20	3,07	2,88	2,65	2,40
	40	Q	18963	17422	15974	14618	12161	10020	8165	6564	5187	4002
P		3,98	4,02	4,04	4,02	3,91	3,72	3,47	3,18	2,87	2,57	
50	Q	15944	14629	13398	12246	10165	8357	6789	5430	4251		
	P	4,94	4,88	4,80	4,70	4,44	4,12	3,77	3,40	3,04		
HGX22P/160-4 S R410A	30	Q	27696	25475	23387	21430	17882	14793	12122	9828	7872	6214
		P	3,64	3,77	3,86	3,91	3,92	3,82	3,63	3,40	3,13	2,88
	40	Q	24007	22059	20233	18522	15426	12733	10402	8393	6667	5183
P		5,00	5,00	4,96	4,90	4,69	4,41	4,08	3,74	3,40	3,10	
50	Q	20270	18603	17042	15583	12950	10663	8684	6970	5484		
	P	6,15	6,03	5,88	5,71	5,33	4,90	4,46	4,04	3,66		
HGX22P/190-4 R410A HGX22P/190-4 S R410A	30	Q	33142	30453	27926	2554	21255	17508	14265	11478	9099	7080
		P	4,32	4,50	4,63	4,72	4,77	4,68	4,47	4,18	3,83	3,45
	40	Q	28703	26336	24115	22034	18266	14983	12139	9685	7573	5756
P		5,81	5,84	5,82	5,77	5,58	5,28	4,90	4,46	4,00	3,55	
50	Q	24191	22154	20247	18462	15238	12434	10002	7895	6065		
	P	7,08	6,97	6,83	6,66	6,25	5,77	5,25	4,70	4,17		
HGX34P/215-4 R410A HGX34P/215-4 S R410A	30	Q	37796	34723	31837	29129	24223	19949	16252	13077	10367	8068
		P	4,89	5,11	5,28	5,39	5,46	5,35	5,11	4,77	4,36	3,93
	40	Q	32719	30019	27484	25110	20813	17072	13831	11036	8629	6557
P		6,62	6,66	6,66	6,60	6,37	6,02	5,57	5,07	4,55	4,05	
50	Q	27564	25242	23067	21034	17361	14167	11398	8997	6910		
	P	8,08	7,96	7,80	7,60	7,13	6,57	5,97	5,35	4,76		
HGX34P/255-4 S R410A	30	Q	45028	41352	37900	34665	28811	23723	19336	15582	12398	9715
		P	6,07	6,30	6,46	6,55	6,56	6,38	6,05	5,61	5,12	4,62
	40	Q	38812	35609	32606	29796	24721	20317	16519	13261	10476	8099
P		8,14	8,16	8,11	8,02	7,70	7,23	6,68	6,07	5,47	4,91	
50	Q	32641	29914	27364	24982	20694	16982	13781	11025	8648		
	P	9,87	9,71	9,49	9,24	8,65	7,97	7,25	6,54	5,88		
HGX34P/315-4 R410A	30	Q					34829	28801	23589	19114	15295	12053
		P					7,92	7,69	7,30	6,79	6,24	5,70
	40	Q					29971	24727	20187	16271	12900	9993
P						9,28	8,70	8,02	7,31	6,62	6,02	
50	Q						20649	16795	13453	10544		
	P						9,58	8,69	7,84	7,09		

Relating to 20 °C suction gas temperature without liquid subcooling

 Supplementary cooling or reduced suction gas temperature

 Motor version -S- (more powerful motor)

R410A Type	Number of cylinders	Displacement 50 / 60 Hz (1450 / 1740 rpm) m³/h	Electrical data				Weight kg	Connections ⑤		Oil charge Ltr.
			Vol- tage ①	Max. working current ②	Max. power consumption ②	Starting current (rotor locked) ②		Discharge line DV	Suction line SV	
				A Δ / Y	kW	A Δ / Y		mm inch	mm inch	
HGX12P/60-4 R410A HGX12P/60-4 S R410A	2	5,40 / 6,40	③	8,8 / 5,1 9,5 / 5,5	3,1 3,2	40 / 23 43 / 25	48 50	12 1/2	16 5/8	0,8
HGX12P/75-4 R410A HGX12P/75-4 S R410A	2	6,70 / 8,10	③	9,9 / 5,7 11,1 / 6,4	3,3 3,7	43 / 25 45 / 26	49	12 1/2	16 5/8	0,8
HGX22P/125-4 R410A HGX22P/125-4 S R410A	2	11,10 / 13,30	③	15,6 / 9,0 19,2 / 11,1	5,3 6,6	67 / 40 121 / 70	76 78	16 5/8	22 7/8	1,0
HGX22P/160-4 S R410A	2	13,70 / 16,40	③	23,7 / 13,7	8,1	121 / 70	82	16 5/8	22 7/8	1,0
HGX22P/190-4 R410A HGX22P/190-4 S R410A	2	16,50 / 19,80	③	24,6 / 14,2 29,3 / 16,9	8,4 9,7	121 / 70 134 / 77	81 84	16 5/8	22 7/8	1,0
HGX34P/215-4 R410A HGX34P/215-4 S R410A	4	18,80 / 22,60	③	25,9 / 15,0 29,3 / 16,9	8,9 9,7	111 / 64 132 / 76	95 98	16 5/8	22 7/8	1,3
HGX34P/255-4 S R410A	4	22,10 / 26,60	③	29,9 / 17,3	9,9	132 / 76	97	16 5/8	28 1 1/8	1,3
HGX34P/315-4 R410A	4	27,30 / 32,80	③	30,5 / 17,6	10,1	132 / 76	97	22 7/8	28 1 1/8	1,3
				* PW 1+2		*PW1 / PW 1+2				
HGX4/310-4 R410A HGX4/310-4 S R410A	4	27,10 / 32,50	④	20,8 30,6	12,3 17,9	57 / 75 82 / 107	149 152	22 7/8	28 1 1/8	2,7
HGX4/385-4 S R410A	4	33,50 / 40,20	④	31,6	18,5	82 / 107	151	22 7/8	28 1 1/8	2,7
HGX4/465-4 R410A HGX4/465-4 S R410A	4	40,50 / 48,60	④	31,9 38,2	18,7 22,2	82 / 107 107 / 140	151 154	28 1 1/8	35 1 3/8	2,7

* PW = Part Winding, motors for part winding start 1 = 1. part winding 2 = 2. part winding

Explanations:

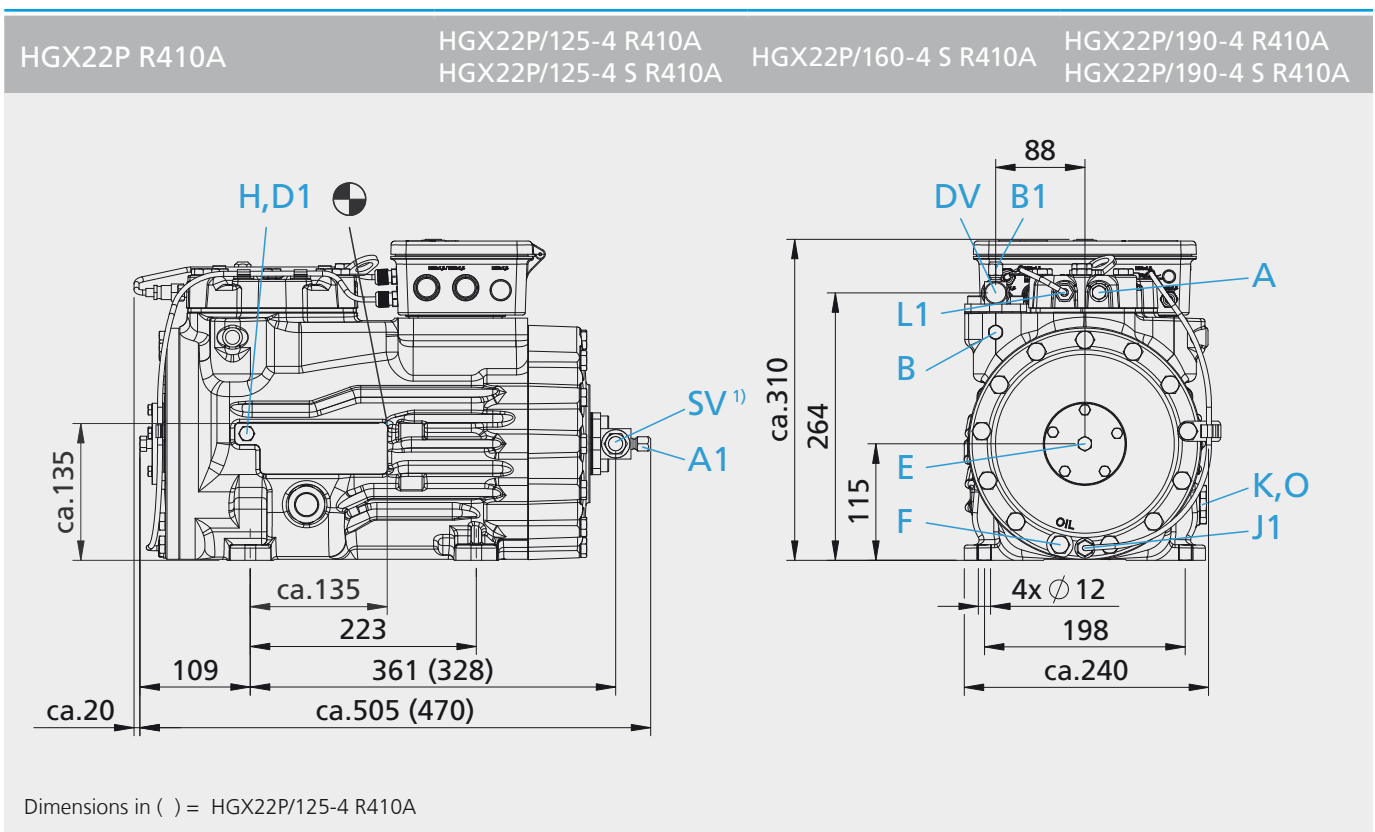
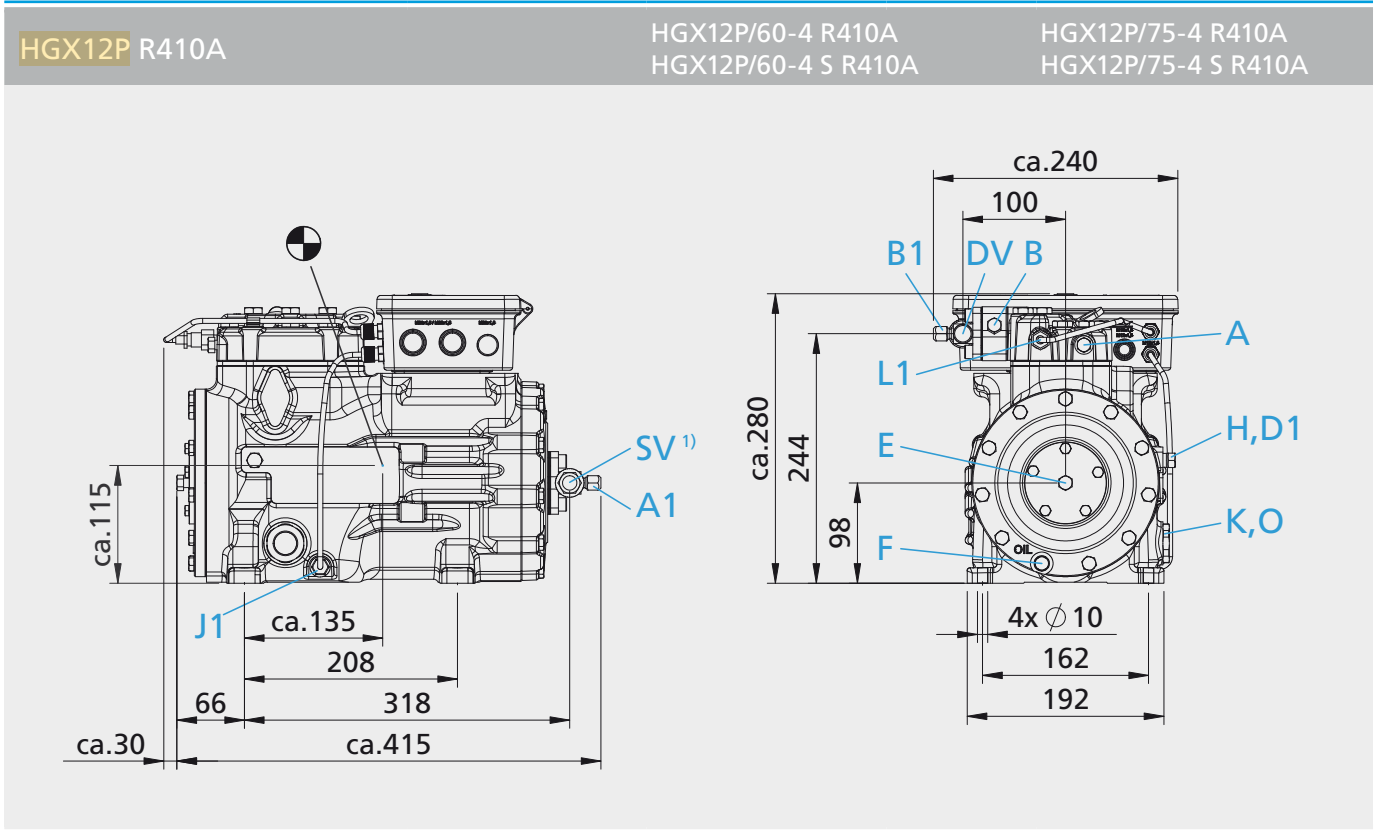
- ① Tolerance (± 10%) relates to the mean value of the voltage range. Other voltages and current types on request.
- ② - The specifications for max. power consumption apply for 50 Hz operation. For 60 Hz operation, the specifications have to be multiplied by the factor 1.2.
The max. working current remains unchanged.
- Take account of the max. operating current / max. power consumption when designing contactors, leads and fuses.
Switches: service category AC3
- ③ 220-240 V Δ / 380-420 V Y - 3 - 50 Hz
265-290 V Δ / 440-480 V Y - 3 - 60 Hz
- ④ 380-420 V Y/YY - 3 - 50 Hz PW
440-480 V Y/YY - 3 - 60 Hz PW
PW = Part Winding, motors for part winding start
(no start unloaders required)
- Winding ratio: 66% / 33%
- Designs for Y/Δ on request
- ⑤ For soldering connections

Oil sump heater 110-240 V - 1 - 50/60 Hz

HGX12P, HGX22P, HGX34P: 50-120 W
PTC heater, self-regulating, installation in housing bore

Oil sump heater 230 V - 1 - 50/60 Hz

HGX4: 80 W
Permanently set version, installation in immersion sleeve



Dimensions in () = HGX22P/125-4 R410A

¹⁾ SV 90° rotatable
 ☉ Centre of gravity

Dimensions in mm

Connections		HGX12P R410A	HGX22P R410A	HGX34P R410A	HGX4 R410A
SV	Suction line	please refer to Technical data page 9			
DV	Discharge line				
A	Connection suction side, not lockable	1/8" NPTF	1/8" NPTF	1/8" NPTF	1/8" NPTF
A1	Connection suction side, lockable	7/16" UNF	7/16" UNF	7/16" UNF	7/16" UNF
B	Connection discharge side, not lockable	1/8" NPTF	1/8" NPTF	1/8" NPTF	1/8" NPTF
B1	Connection discharge side, lockable	7/16" UNF	7/16" UNF	7/16" UNF	7/16" UNF
C	Connection oil pressure safety switch OIL	-	-	-	7/16" UNF
D	Connection oil pressure safety switch LP	-	-	-	7/16" UNF
D1	Connection oil return from oil separator	1/4" NPTF	1/4" NPTF	1/4" NPTF	1/4" NPTF
E	Connection oil pressure gauge	1/8" NPTF	1/8" NPTF	1/8" NPTF	1/8" NPTF
F	Oil drain	M 8	M 10	M 10	M 22 x 1,5
H	Oil charge plug	1/4" NPTF	1/4" NPTF	1/4" NPTF	M 22 x 1,5
J1	Oil sump heater	Ø 15 mm	Ø 15 mm	Ø 15 mm	M 22 x 1,5
K	Sight glass	1 1/8" - 18 UNEF	1 1/8" - 18 UNEF	1 1/8" - 18 UNEF	4 hole M 6
L1	Thermal protection thermostat	1/8" NPTF	1/8" NPTF	1/8" NPTF	1/8" NPTF
O	Connection oil level regulator	1 1/8" - 18 UNEF	1 1/8" - 18 UNEF	1 1/8" - 18 UNEF	①
ÖV	Connection oil service valve	-	-	-	1/4" NPTF
P	Connection oil differential pressure sensor	-	-	-	M 20 x 1,5
Q	Connection oil temperature sensor	-	-	-	1/8" NPTF

① Dimensions for view X see page 13

Scope of supply	HGX12P R410A	HGX22P R410A	HGX34P R410A	HGX4P R410A
Semi-hermetic two cylinder reciprocating compressor with drive motor for direct start 220-240 V Δ / 380-420 V Y - 3 - 50 Hz 265-290 V Δ / 440-480 V Y - 3 - 60 Hz Single-section compressor housing with hermetically integrated electric motor	●	●		
Semi-hermetic four cylinder reciprocating compressor with drive motor for direct start 220-240 V Δ / 380-420 V Y - 3 - 50 Hz 265-290 V Δ / 440-480 V Y - 3 - 60 Hz Single-section compressor housing with hermetically integrated electric motor			●	
Semi-hermetic four cylinder reciprocating compressor with drive motor for part winding start 380-420 V Y/YY - 3 - 50 Hz 440-480 V Y/YY - 3 - 60 Hz Motor unit flanged onto the compressor housing				●
Winding protection with PTC resistor sensors and electronic triggering unit Bock MP10	●	●	●	●
Thermal protection thermostat (PTC sensor)	●	●	●	●
Oil pump cover with screwed connection for differential oil pressure sensor (Δp-switch Kriwan make)				●
Connection possibility of oil level controllers ESK, AC+R, CARLY	● ¹⁾	● ¹⁾	● ¹⁾	●
Connection possibility of oil level controllers Traxoil	● ¹⁾	● ¹⁾	● ¹⁾	● ¹⁾
Oil sump heater 110-240 V - 1 - 50/60 Hz, 50-120 W PTC heater, self regulating	●	●	●	
Oil sump heater 230 V - 1 - 50/60 Hz, 80 W				●
Oil charge: Fuchs Reniso SE55	●	●	●	●
Sight glass	●	●	●	●
Decompression valve				●
Suction and discharge line valve	●	●	●	●
Inert gas charge	●	●	●	●
4 anti-vibration pads enclosed	●	●	●	●

¹⁾ Only possible with additional adapter.

Accessories	HGX12P R410A	HGX22P R410A	HGX34P R410A	HGX4 R410A
① Bock ESS (Electronic Soft Start) IP20 (connection clamps IP00) for installation in switch cabinet		●	●	●
② Continuously variable speed control by means of a Bock EFC (Electronic Frequency Control), compactly built onto compressor and Connected ready-to-operate HGX12P: IP65 HGX22P/HGX34P: IP54	●	●	●	
③ Continuously variable speed control by means of a Bock EFCe (Electronic Frequency Control for individual installation) IP54 Compressor oil Bock SE55 as refill unit in 1 or 5 liter packaging	●	●	●	●
④ Oil differential pressure sensor (Δp -switch Kriwan make) 220-240 V - 1 - 50/60 Hz				●
⑤ Oil service valve				●
⑥ Bock Compressor Management BCM2000 including oil pressure control, oil temperature control (NTC), thermal protection thermostat (PTC) per cylinder cover (only possible ex-works)				●
⑦ Water-cooled cylinder covers Sea water resistant water-cooled cylinder covers				● ●
⑧ Additional fan 220-240 V - 1 - 50/60 Hz, 72/68 W, IP44 enclosed	●			
Additional fan 230 V Δ / 400 V Y - 3 - 50 Hz, 120 W, 230-265 V Δ / 400-460 V Y - 3 - 60 Hz, 190 W, IP54 enclosed		● ¹⁾	● ¹⁾	● ¹⁾
⑨ Intermediate adapter for discharge line valve				●

¹⁾ Voltage range \pm 10%



Excellence

Passion

Integrity

Responsibility

GEA-versity

GEA Group is a global mechanical engineering company with multi-billion euro sales and operations in more than 50 countries. Founded in 1881, the company is one of the largest providers of innovative equipment and process technology. GEA Group is listed in the STOXX Europe 600 Index.



GEA Refrigeration Technologies

GEA Bock GmbH

Benzstraße 7, 72636 Frickenhausen, Germany
Phone: +49 7022 9454-0, Fax: +49 7022 9454-137
bock@geagroup.com, www.bock.de